


DR SERIES by Detroit Radiant Products Co.

GAS-FIRED, HIGH INTENSITY, UNVENTED INFRA-RED HEATERS

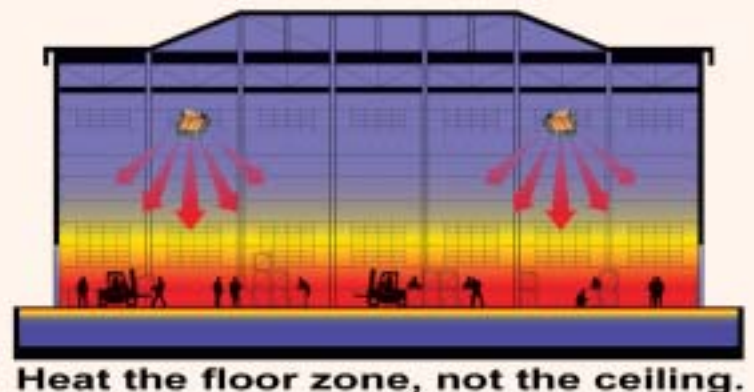


The DR Series represents today's most popular line of gas fired, high intensity infra-red heaters. This unvented heater is ideal for use in many applications including areas of high air infiltration, high ceilings and spot heating. The DR Series offers exclusive design feature, a proven history and a variety of BTU and control options.



PRODUCT FEATURES

- Exclusive Re-Verber-Ray ceramic burner provides maximum infra-red radiation.
- Stainless steel Re-Verber-Ray rods increase heat temperature and efficiency.
- Bright polished aluminum reflector design.
- Direct spark or pilot ignition.
- 5-year limited ceramic burner warranty.
- CSA Design Certified, UL-Listed, accepted by F.I.A. and F.M.



Heat the floor zone, not the ceiling.

Visit our website at www.reverberray.com or www.detroitradiant.com for:
product specs • parts support • dealer locator • applications • C.A.D. library • design guidelines • theory of infra-red • and more!

DR SERIES SPECIFICATIONS

PRODUCT SPECIFICATIONS

BTU Range: 30-160 MBTU/H
Gas Type: Natural or Propane
Certification: CSA, IAS
Warranty: 5-year limited ceramic burner warranty

OPTIONAL EQUIPMENT

Horizontal Parabolic Reflector: DR-#HPR
Full Parabolic Reflector: DR-#PR
Full Parabolic Reflector w/screen: DR-#PRSC
DR Heater Screen: DR-#SC
Heater Reflector Assembly: DR-#REF
Clearance Safety Warning Sign: PLQ
Stainless Steel Rayhead Chamber: SSRHAO (Limited Availability)
Chain Mounting Set with preset angles: DRCS

⚠ NOT FOR RESIDENTIAL USE!

Suffix	Gas Type	Voltage	Control Type	Amps	VA Draw
*NMV-2	Natural	Millivolt	Self-Energizing, Manual Standing Pilot	None	None
*PMV-2	Propane	Millivolt	Self-Energizing, Manual Standing Pilot	None	None
NFS-2 120V	Natural	120 Volts	Direct Spark Ignition	0.1	12.0
NFS-2 25V	Natural	25 Volts	Direct Spark Ignition	0.48	12.0
PFS-2 120V	Propane	120 Volts	Direct Spark Ignition	0.1	12.0
PFS-2 25V	Propane	25 Volts	Direct Spark Ignition	0.48	12.0

Gas Connection: 1/2" NPT

Gas Pressure:

Manifold: 6" Nat. or 10" LP
 Minimum: 7" Nat. or 11" LP
 Maximum: 14" Nat. or 14" LP

Venting: Not Applicable

Combustion Air: Not Applicable

* 35' wire and millivolt thermostat included with each NMV-2/PMV-2.

MODELS

MODEL NO.	BTU/H		CERAMIC OPERATING TEMP.	SQ. IN. OF RADIATING SURFACE	DIMENSIONS			RECOMMENDED MOUNTING HEIGHTS*	NET WEIGHT
	NATURAL GAS	PROPANE GAS			HEIGHT	LENGTH	WIDTH		
DR-30(S)	30,000	30,000	1780°F	85	14 3/8"	12 3/8"	22 5/8"	12' -14'	18#
DR-30	30,000	30,000	1780°F	85	14 3/8"	22 5/8"	12 3/8"	12' -14'	18#
DR-45	45,000	45,000	1660°F	170	14 3/8"	22 5/8"	18 7/8"	12' -14'	27#
DR-50	50,000	50,000	1690°F	170	14 3/8"	22 5/8"	18 7/8"	12' -14'	27#
DR-55	55,000	55,000	1735°F	170	14 3/8"	22 5/8"	18 7/8"	13' - 15'	27#
DR-60	60,000	60,000	1780°F	170	14 3/8"	22 5/8"	18 7/8"	14' - 16'	27#
DR-75	75,000	75,000	1690°F	255	14 3/8"	22 5/8"	25 3/8"	15' - 17'	36#
DR-80	80,000	80,000	1720°F	255	14 3/8"	22 5/8"	25 3/8"	15' - 17'	36#
DR-85	85,000	85,000	1750°F	255	14 3/8"	22 5/8"	25 3/8"	16' - 18'	36#
DR-90	90,000	90,000	1780°F	255	14 3/8"	22 5/8"	25 3/8"	16' - 18'	36#
DR-95	95,000	N/A	1790°F	255	14 3/8"	22 5/8"	25 3/8"	17' - 19'	36#
DR-100	100,000	N/A	1810°F	255	14 3/8"	22 5/8"	25 3/8"	17' - 20'	36#
DR-130	130,000	120,000	1810°F	340	14 3/8"	22 5/8"	31 7/8"	21' - 24'	45#
DR-160	160,000	145,000	1810°F	425	14 3/8"	22 5/8"	38 3/4"	24' - 28'	54#

* Recommended mounting heights listed are provided as a guideline. Actual conditions may dictate variations from the above data.

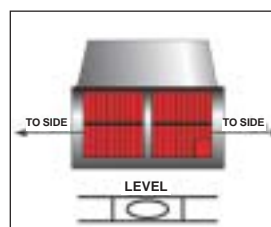
Always maintain the published clearances to combustibles.

Place signs where necessary in accordance with ANSI Standards.

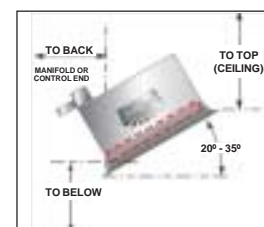
CLEARANCE TO COMBUSTIBLES

MODEL	DR 30	DR 45	DR 50	DR 55	DR 60	DR 75	DR 80	DR 85	DR 90	DR 100	DR 130	DR 160
SIDES	30"	30"	30"	32"	32"	48"	48"	48"	48"	48"	48"	50"
BACK	18"	18"	18"	18"	18"	30"	30"	30"	30"	30"	30"	32"
TOP	28"	28"	34"	40"	40"	42"	42"	42"	42"	52"	52"	60"
BELOW	72"	72"	72"	72"	72"	98"	98"	98"	98"	120"	120"	132"

* Clearance is 80 in. when heater is fitted with a parabolic reflector.



CLEARANCES TO COMBUSTIBLES
DIAGRAM: FRONT VIEW



CLEARANCES TO COMBUSTIBLES
DIAGRAM: SIDE VIEW

CONTACT US



DETROIT RADIANT PRODUCT CO.

21400 Hoover Rd., Warren, MI 48089-3162
 Phone: (586) 756-0950
 Toll Free: 1-800-222-1100
 Fax: (586) 756-2626
 E-Mail: sales@detroitradiant.com
 Website: www.reverberray.com



DISTRIBUTED BY: